

Volume XVIII, Issue 6

June 2007

Fat Quarter News

At the Board meeting in May, officers and committee chairs voted to recommend to the membership the distribution of almost \$900 in the outreach fund. We searched for recipients who were local and who were aligned with the stated purpose of the Guild.

In case you wonder what we are all about, that purpose is found on page 1 of the directory: "to promote fellowship among quilters; to promote knowledge and appreciation of quilts and quilt making through educational programs and meetings; and to sponsor and support quilting activities."

We unanimously agreed to recommend most of the fund be used to purchase equipment and supplies for the home economics program at Waldport High School.



Several guild members helped out with two high school classes earlier this spring and many students learned new skills and an appreciation for the art of quilting. With cutbacks in school funding, elective programs such as these are strapped for resources.

Our gift will make a big difference.

It is recommended that the remainder of the fund be spent for supplies for the Lincoln County 4-H program in quilting and sewing.

After successful guild activities generating money from the public, it is gratifying to share in such a meaningful way with the quilters of tomorrow.



Ann



June 2007

Sun

Mon

Tue

Wed

Thu

Fri

Sat

						1 Bayshore Quilters 10-4 Bayshore in Waldport	2
3	4	5 Lincoln County Quilters 10:00 Community Center Lincoln City	6 Knotty Ladies 11:30-3:00 Senior Center Newport	7 Lincoln County Quilters 10:00 EVERY Thursday Lincoln City Community Center	8 Bayshore Quilters 10-4 Bayshore in Waldport	9	
10	11	12 Lincoln County Quilters 10:00 Community Center Lincoln City	13 Knotty Ladies 11:30-3:00 Senior Center Newport	14 General Meeting ALC Newport 6:00 Table walk 6:30 Meeting	15 Miniature Bear Paw Workshop 9:30-4:30 ALC Newport.	16	
17	18	19 Lincoln County Quilters 10:00 Community Center Lincoln City	20 Knotty Ladies 11:30-3:00 Senior Center Newport	21 Board Meeting 10:00 Rec Center Newport Quilt Show Meeting At the Fair Grounds	22 Bayshore Quilters 10-4 Bayshore in Waldport	23 Helping Hands 10:00-3:30 PUD Community Quilts	
24 Newsletter Deadline	25	26 Lincoln County Quilters 10:00 Community Center Lincoln City	27 Knotty Ladies 11:30-3:00 Senior Center Newport	28 Lincoln County Quilters 10:00 EVERY Thursday Lincoln City Community Center	29 Bayshore Quilters 10-4 Bayshore in Waldport	30	

Minutes of General Membership Meeting– May 10, 2007

ATTENDANCE 69 MEMBERS AND 1 GUEST AND FOUR NEW MEMBERS. TOTAL GUILD MEMBERSHIP IS NOW 145.

The Coastal Quilters Guild Meeting was called to order by our president Nan Scott.

Nan welcomed everyone to the annual pot luck and thanked the hostesses for their work and thanked the members for bringing their goodies. We then broke the meeting to enjoy the food and company.

The meeting was called back to order at 1p.m. by Nan. Show and Tell was next on the agenda followed by the Block of the Month drawing. Next months block will be sailing boats either pieced or appliqué. The Quilters Surprise drawing was held and there was a drawing for the table decorations furnished by the hostesses.

The next Helping Hands will be the 19th of the month. There will be a class on photo transfers and other activities to help with.

Jen described the coming classes and Pat Loose announced that the cutting table and the sewing machine cabinet are still for sale for \$50 each.

Paulette announced that Brenda has her third chemo regimentation coming up in June and then hopefully will be done by September.

Marilyn Christensen has some very large skirts which were donated to the Senior Disability Center by an outlet store in Lincoln City and are available to anyone wishing to use the fabric to make throws. Gretchen has asked members to consider donating quilts they make to the Red Cross. She showed the type of blanket that the Red Cross hands out in emergencies. Our quilts would be appreciated and would be much more of a comfort to people in trying times.

New members and guests were introduced and asked to stand up so that we members can welcome them.

Virginia Dale will be taking over the newsletter from Nan Scott after the Quilt Show. Nan expressed her appreciation to Virginia and we members are so grateful that someone has stepped forward to take on the task. The newsletter is wonderful and we are looking forward to her editions.

Help is needed at the Waldport High School. Some of the young ladies have

fabric and dress patterns and need instruction on creating their garments. The classes are Monday, Tuesday and Wednesday from 9 to 11 a.m.

Forms for entries of quilts and for items to be sold at the boutique during the Coastal Quilters Show will be available on line. Those members who sign up on line will be entered in a special drawing. Entering on line saves lots of time for those working on the show.

Nan again thanked the hostesses and members for the wonderful pot luck luncheon and members were reminded that the next meeting will be in the evening. The meeting was closed.

*Joan Johnson
Secretary*




An annual favorite, the Spring Potluck is a time for socialization and sharing of good food. No one goes away hungry!



Jean

Maupin's recipe is printed here by special request.



BAKED SPAGHETTI

1 LB. Hamburger
1 Tablespoon Beef Bouillon
One Medium Sized Onion
Four Cloves Garlic
½ Green Pepper
Three Large Fresh Mushrooms
1 Can whole or minced peeled tomatoes
1 Can Tomato Sauce
One pkg Italian Spaghetti Mix
One pkg Whole Wheat Spaghetti
Two eggs
One cup Parmesan Cheese
One cup Mozzarella Cheese
Italian Seasoning or fresh herbs of choice.

Brown meat in Dutch oven. Clean and place onion, garlic, green pepper & mushrooms in food processor and chop fine. When meat is mostly brown sprinkle beef bullion on top, stir together and finish browning. Add chopped vegetables and cook until onion is cooked completely, about 3 minutes. Add tomatoes, which have been purified in the food processor, along with the tomato sauce and 1 can of water. Season to taste, and simmer for approximately 1 hour. If very watery, remove lid from Dutch oven and allow to cook down.

Meanwhile cook small package of spaghetti until done. Drain and cool slightly with cool water. After cool and dry, add eggs and Parmesan cheese. Blend well and put in glass baking pan, similar to a loaf cake pan. Spread sauce over the top, and spread Mozzarella cheese over top. Sprinkle Italian Seasoning or fresh basil and oregano. Bake in 350-degree oven for 1 hour.

*I started out making this as a Spaghetti Pie years ago and have modified and made it a little more healthy. It is a great dish to take for church dinners, pot lucks and such. Enjoy.
Jean Maupin*

Minutes of Executive Board Meeting— May 17, 2007

The meeting was called to order at 10:00 a.m. by the President Nan Scott with 13 members present.

Minutes of the Executive Board Meeting were changed to correct the statement that was “Ann is mailing out Quilt Show tickets and books to members who have not pricked them up”. It should read “Anne is mailing membership directories to members who have not picked them up”. The minutes were approved as corrected.

The Treasurers report was given by Jane Szabo and the report was accepted as reported.

Jean Amundson will chair the July meeting while Nan is in Africa.

The signs for the Quilt Show are being painted and fixed. Banners are being made by various members. Jeanne Butler passed around a sign up sheet for workers during the Quilt Show.

Nan will do the June and July Newsletter and Velma Freudenthal will do the August edition. Virginia Dale has volunteered to take on the Newsletter after August.

Velma announced that the Quilters Guild will be having a display during the Waldport Beachcombers Days Celebration. Raffle tickets for the Quilt will be sold and the display will give emphasis on the various ways the Guild helps the community.

Community Quilts will be reviewing the space available from Wilma and will come up with a proposal concerning the work space, funding, etc. The proposal will be ready for presentation to the Board in September.

Charm squares has 12 people signed up for this month and the fabric is to be black and white.

Jean Amundson explained that the Quilters Hall of Fame in Indiana

was having an anniversary celebration. Guilds are able to donate \$50.00 and be given a signature block on the celebration quilt. A motion was made by Joan Johnson that a donation of \$50.00 be made to the Quilters Hall of Fame in Indiana for a block on their anniversary quilt. The motion was seconded by Rose Shaw. The motion carried.

The raffle quilt is on the frame and ready for quilters. The Waldport High School Home Economics department and the Lincoln County 4-H groups were considered for receiving funds from the Outreach Fund. A motion was made by Jean Amundson to donate supplies with a value of \$750.00 to the High School and supplies with a value of \$144.00 to the 4-H groups. The motion was seconded by Jeanne Butler. The motion was approved. Publicity will be done when these supplies are presented to these two groups to help the community be aware of our efforts to help the community. It was suggested that going forward efforts should be made to contact various companies to investigate if they would be willing to do a matching fund with our donations.

The beauty of the Raffle Quilt has enabled the Guild to sell many tickets. In the interest of having tickets available for sale during the Quilt show a motion was made by Joan Johnson that 1,000 additional tickets be printed. The motion was seconded by Jane Szabo. The motion was passed.

Jeanne Butler and Jean Maupin will be looking into the Guild having a mini trunk show at the Newport Rehab. Center.

The meeting was closed by Nan Scott at 11:15 a.m.

*Submitted by Joan Johnson
Secretary*



Proceeds from the small landscape raffle quilt will benefit Samaritan House, a local agency which supplies emergency shelter and meals to homeless families

Treasurer's Report

December 1—May 20
Accumulative through May '07 Budget '07

Income		
Advertising	427.00	700.00
Documentation	300.00	400.00
Donations	3,150.00	3,000.00
From Contingency		150.00
Membership	2,882.00	2,500.00
Miscellaneous	204.07	332.00
Quilt Show	1,800.00	7,000.00
Quilter's Surprise	375.00	700.00
Raffle Quilt Tickets	1,746.00	3,000.00
Workshops	2,150.43	3,735.00
Total Income	13,034.50	21,517.00
Expense		
Donations	50.00	700.00
Filing Fees	10.00	50.00
Friendship	49.74	50.00
Insurance		350.00
Officers Supplies		75.00
Organizational Expenses		50.00
Post Office Box Rent		40.00
Rent-Meetings	600.00	600.00
Rent - Lincoln Storage		1,020.00
Treasurer's Expenses	30.26	75.00
Misc. Expense-Unbudgeted	50.00	75.00
Total Operating Expenses	790.00	3,085.00
Block of the Month	245.10	500.00
Bylaws and Procedures		10.00
Challenge		110.00
Community Service	1,645.00	3,000.00
Documentation	505.93	250.00
Finance -Quilters Surprise	244.31	540.00
Historian		100.00
Hospitality	27.65	150.00
Library	142.72	200.00
Membership	477.99	550.00
Newsletter	521.02	1,500.00
Open House/Helping Hands	125.22	145.00
Program	530.00	1,602.00
Publicity		25.00
Raffles - Current Quilt	493.01	280.00
Raffles - Future Quilt	236.38	400.00
Round Robin	32.20	150.00
Quilt Show Previous		
Quilt Show Current	389.82	4,600.00
Workshops	3,843.76	4,320.00
Total OCQG Committee Expenses	9,460.11	18,432.00
Total Expense	10,250.11	21,517.00
Net Income	2,784.39	0.00
Bank Balance	<u>9,458.34</u>	
Community Service Fund	1,505.00	
General Fund	1,179.39	
Reserve (Outreach)	6,773.95	(893.95)

Miniature Baby Bear Paw Workshop Featured for June

MINIATURE BABY BEAR PAW

Friday, June 5, 9:30-4:30 at
ALC. Instructor: Lynda
Shepard. \$29.67. NO Pattern
Fee. Skill Level: All.

This will be a fun class where you will learn an easy technique for constructing 1/2" half square triangles that make up the Bear Paw. There will also be "tips" on how to apply the sashing and borders so they line up straight. Instructions will be given concerning keeping your quilt square. Lynda has a special way of binding a quilt that has all four corners mitered and there is no beginning or ending to the binding to have to deal with. **DON'T MISS THIS FUN CLASS.** Lynda looks forward to seeing all of you!

Questions?
Call Jennifer Reinhart 265-9498



Quilt pictured is from the internet. It is a similar pattern, but not necessarily the same one featured in the workshop.



Look for the lighted Christmas Tree workshop in future newsletters. This workshop offered in September should give you ample time to finish your project in time for Christmas.

No workshops are scheduled for July and August. We will be plenty busy with the show!



Gretchen Jolie, Pam Werth, Wilma Roles, Dolores Wagner and other members of the Community Quilts Committee have been busy creating opportunities for members to help reduce the stash and make quilts that will be donated to various groups and individuals in need in our community.

On Saturday, May 19th, several members gathered at the PUD to cut kits, assemble quilt tops and tie quilt tops to finish them off.

The day before, materials were taken to Bayshore in Waldport where sewing machines hummed and south county members produced several tops of varying sizes.

Tuesday, May 22nd, is the regular gathering day for Lincoln County


Community Quilts Enjoy Helping Hands



Quilters at the Senior Center in Lincoln City. Wilma and Gretchen brought the supplies and another productive day was underway. As an in-

ties to get together and sew for a good cause. There are several simple patterns from which to choose. Again at the PUD on Saturday June 23rd, Community Quilts will provide another opportunity to participate. The focus will be on getting tops ready for demonstration tying at the Quilt Show.

Nan Scott



centive, Wilma Roles has graciously volunteered to quilt the tops produced in these recent workshops. We should soon have a good supply to meet the constant need.


Watch for more of these opportuni-



You Won't Want to Miss these Programs!

June 14— Evening -

Lynda Shephard, "Miniatures" - Lynda will bring lots of miniature quilts from her home in West Sedona, Arizona. Lynda has been making miniature quilts for about ten years and has been featured on "Simply Quilts." We'll also get our first opportunity to admire and vote on the challenge quilts.



July 12—Day -

"Finally Finished Objects" - In addition to our regular Show and Share portion of the meeting, we'll have a special time set aside for you to show all those quilts that you've been working so hard to "finally finish." There will be prizes for the oldest, biggest, smallest, funniest story, sweetest story, and lots of other categories. Bring 'em on, OCQG! The challenge quilts will be displayed one more time, as well.



Bonnie Soltau and Alice LaFond—May's Surprise and Notion Winners

Angels Sighted!

You may remember my plea from last month's newsletter for someone to step up to take the challenging and rewarding job of Newsletter Editor.

Well, **Virginia Dale** is the angel! She is also the registrar for the quilt



show so she will me more than just a little busy for the next couple of months, but after the

show and for the September issue she will be ready. Thank you, Virginia!

Velma will be doing the FQN for August when I am away and I could not do what I do on the newsletter without Gretchen's help. Every month she has been picking up from the printer, addressing, stamping, and mailing. You gals are the BEST!

So here's the schedule:

July issue—send articles and requests to Nan.

August issue—send articles and requests to Velma Freudenthal

September issue and after—send articles and requests to Virginia Dale.

Nan Scott

Raffle Quilt 2008

The gorgeous traditional pieced quilt for the 2008 raffle has rested in its frame and is now ready for hand quilting.

The quilt is at Bayshore club house in the Bayshore PUD just north of the Waldport bridge. Plenty of chairs, plenty of natural light, plenty of good conversation...

Come any Friday from 10-4 and stitch a while. If you would like to learn hand quilting—this is an excellent opportunity.

If you have questions, contact Paulette Stenberg.

News from Brenda

I started the actual Chemo stuff I guess it's every two weeks of AC and Neulasta, and then a bunch more Drs. of various kinds, and then hopefully we will get settled into a routine, and be able to come home for a week at a time. Say Hello to everyone for me and know that I love you all.

Brenda can be reached at her daughter's house in Eugene: 259 N. Brooklyn St. Eugene, OR 97403.

Hostess Notes

A big thanks for the May hostesses for an excellent job with the Spring Potluck:

Mildred Corry, Joan Johnson, Pat Loose, Dee Waldo.

June hostess will be

Joan Johnson (for the 3rd time), Betty Jones, Fran Whited, Marcia Williams.

Jeanie Singler 563-6319.

June Nifty Notion

Easy Kut Spring Action Scissors are the nifty notion this month, suggested by Jean Amundson. The spring back action of the scissors is great for arthritic fingers because it causes less hand fatigue. The scissors work for both righties and lefties and are easy to pick up because there are no finger holes. These unusual looking 4½" scissors are lightweight, made of high grade stainless steel with an attractive rainbow titanium oxide finish. The curved blades cut closely and precisely. They work well for snipping threads under the presser foot of your sewing machine. They are handy for piecing, machine quilting, embroidery, and other hand work.

Please send an email or fill out a suggestion slip if you have a product that makes your quilting better, easier or more fun.

Velma Freudenthal



Did you Know ...

that profits from the Quilter's surprise and Nifty Notion help support workshops, programs, and other guild activities? In addition, it is a great way to win a special prize.

At the May Potluck

Jean Amundson has been a busy lady! She shared these four recent completions. How's that for inspiration to get to work on all those UFOs for the July meeting!

In between Lucy, Dillon and Bill, Jennifer Reinhart finished this beautifully quilted table runner



Toni Brodie completed two small quilts in striking designs.



A grandson's graduation inspired the completion of this extra long manly quilt by Dolores Thomas.



Jean Bishop enlisted the help of grade schoolers to create a whimsical 'thinking of you' quilt for a young cancer patient. Wilma Roles helped out with the longarm quilting.

A recent trip to Hawaii garnered this bright tie-dye piece that will surely find its way into a creation by Shirley Gilmore.



We had Quilts for Dessert!



Gail Mantei shared her work on this stunning black, white, and gray quilt.



Betty Jones modeled a creative idea from her Arizona guild for a Round Robin Project. This vest is 'built' by each member of the round robin team.

Carol Culton shared her 'four patch' quilt that was inspired by Paulette Stenberg.



Deb Smith designed the lovely Japanese Black and White as a wedding gift.



Paulette Stenberg was the bag lady. She's been busy making bags for all family members who will be going on an Alaskan cruise. In addition, she used many of the corner cuts from flying geese elements ('goose poop') to make small quilts.



'Prickly Pear' workshop participants shared their unique creations. Pictured from left to right: Dolores Thomas, Jane Szabo, Paulette Stenberg, Beverly Ohngren, MaryLynn Klee-man and Liz Ritchie.

Quilt Show Corner

The Quilt Show Committee has made the decision all group entries are to be judged in their size category, therefore will need to be registered in regular course. Please specify in the entry which group, i.e. Row Robin, etc. The hanging committee has a challenge, in the new facility and we would like to make every effort to assist them in any way possible. Please submit the entry forms to Virginia Dale for the group entries by July 9, 2007. We feel the Knotty Ladies Dear Janes, Row Robins, etc. are an integral part of the show. We would like to have all of them displayed and are therefore requesting all entries to be submitted accordingly. The quilts themselves will be due in the regular course.

Each committee needs to submit table number requests by the June 21, 2007 Quilt Show Meeting as well.

There will be an incentive this year to submit the entry forms via e-mail. All members who submit their entry forms by e-mail will be part of a drawing for a \$25 Gift Certificate to the Quilter's Cove.

In addition, there will be an incentive to bring the boutique items on Thursday accompanied by a printed form, which is available on the web. All members who come to the Boutique with prepared forms will be entered in a drawing for a \$25 Gift Certificate to the Toledo Quilt Shop. The committee, along with Jeannie Singler, Boutique Chairperson, be-

lieves this will simplify and shorten the process of checking in boutique items, as well as minimize errors.

The Entry Form will not be printed in the newsletter this year. The forms are on the web and printed forms will be available at each general meeting between now and the show. If for any reason this does not work for you please contact Jean Maupin for a packet.

The quilt show meetings for June and July will now be the same day as the Board Meeting, the third Thursday of the month, but will remain at 2:00 p.m. The June meeting of the Quilt Show will be at the Fairgrounds. Please come, the committee will be serving up home made cookies and lemonade; it will be a good chance to walk around and discuss ideas for the upcoming show. The July quilt show meeting will go back to the Museum. .

Jean Maupin



Challenge Quilt Unveiling at the June Meeting

Your CHALLENGE QUILT is due next meeting! It's not too late to accept the challenge, if you hurry!!! I hope all the finishing touches including the 4" hanging sleeve are finished (or nearly finished by now!) Mostly, I hope you have had fun accepting the challenge and thank you for participating.

We'll display them at the June and July meetings which will give an opportunity for most members to cast their vote for their favorite quilt. The winners will be revealed at the quilt show in August.

My many thanks to Donna Iiams for all her dedication and hard work making the ribbons. They are gorgeous and you'll all love them. She's a very tal-

ented lady and so gracious to make these ribbons for this event.

Bring your quilt to the June 2007 meeting in a brown paper bag. Pin a card with the name of the quilt on the front lower right corner. Have your name on the back of the quilt. Give the bag (with quilt!) to Rose Shaw or Donna Iiams at the next meeting.

Thanks. Rose



You will find entry forms, insurance waivers, show guidelines and much more on the guild web site:

http://www.oregoncoastalquilters.org/quilt_show.htm



Is it In the Bag?

Have you brought your donations for the BAGS? The grab bags we sell at the quilt show, of course. Here is the list of what we need; we do bags for adults and children. You can bring your items to any general guild meeting.

1. Sewing and quilting notions, such as tape measures, needles, thimbles, glue sticks, pin cushions, pins
2. Thread and yarn: full or partial spools/balls, for machine or hand use
3. Cotton fabric: any size from fat eighths to several yards, but in rectangles, not irregularly shaped pieces
4. Printed cotton panels for craft projects (such as Santa cut-outs); these might be irregularly cut, if you used only part of the designs, and enough designs are leftover for someone else to use
5. Trims and embellishments: laces, eyelets, ribbon, packages of beads, buttons
6. Patterns for quilting projects or craft projects, new or used
7. Quilting magazines
8. Books, such as small paperbacks or any quilting related books
9. Office supplies: unused pencils and pens, rulers, colored pencils, erasers
10. Stationery, such as small note pads, greeting cards, packets of invitations
11. Knick knacks: small picture frames, vases, coasters, Xmas ornaments, decorative boxes, magnets
12. Beauty supplies: unopened bottles of shampoo, lotion, creams, bubble bath, wrapped bars of soap
13. Children's items: small puzzles, plastic toys, bottles of bubble soap, small unused stuffed toys, crayons, pages of stickers, small books

Bed Turning—A Show Favorite

It seems that storage for our quilts is not a unique challenge to our generation. Often early quilt makers would 'store' several quilts on top of the bed so they could provide warmth, lie flat, and be aired occasionally. As you turned each quilt, you could relive its history and show-off your creations to guests.

Bed Turning has become a popular feature of our show, but in order to make it happen we have to have quilts and their stories. Do you have a quilt to share that has an interesting history or

construction or use? Quilts can be lovingly used, but they should be clean and deodorized.

If you have not entered something in the show, be sure that you fill out an insurance waiver for quilts to be used in Bed Turning.

Please bring any Bed Turning quilts to the July meeting complete with your story.

Questions? Contact Isabelle Blower (336-2966) or Betty Jones (336-3293 rjones1223@mindspring.com)



Suzanne Dandoy and Jeanne Hooper—Bed Turning at the 2006



Aunt Liz wants you!

There's a place for every member to help out with the August Quilt Show. Our success depends on you. It takes lots of volunteers at several shifts to pull this off.

Sign up sheets will be available at the next two meetings. Please see Liz Ritchie and put your name down for at least two or three shifts. Liz will be glad to tell you what each job entails.

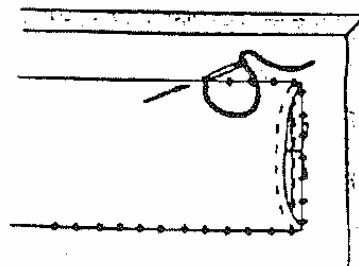
Jeann'e Butler is organizing quilt hanging teams with specific responsibilities so that we can be sure your quilts are handled with care and respect. If you can help with ladder work or quilt hanging/unhanging on Thursday and/or Sunday, be sure to see Jeann'e at the next two meetings. Only those who have signed up for one of the teams will be allowed to help in this area.

If you are new to the Guild, volunteering at the Quilt Show is a great way to become involved, work with some fun people, and help to put on one of the best quilt shows in Oregon!

Sign up soon and often!

Show Entry Checklist

- .. Complete entry form—one for each entry
- .. Note "Dear Jane" or "Round Robin" at the top of form, if applicable
- .. Take and print a color photo of each entry
- .. Complete a history of each entry and Email to Virginia Dale if possible
- .. Turn in ALL of the above to Virginia Dale no later than JULY 9.
- .. Complete your entry
- .. Attach a FULL 4" hanging sleeve to each quilt item
- .. Complete ONE Insurance Waiver
- .. Complete a label and receipt for EACH entry
- .. Deliver your entries, insurance waiver, labels and receipts to the Depot nearest you by JULY 31.



Hanging Sleeve Instructions


Extra fullness on the sleeve accommodates the rod without bulging. Measure the width of the quilt between the bindings but not including them. Cut a strip 9" wide by this length. If the length requires two strips, join the strips with a 1/4" seam allowance; press seam allowances to one side. Hem the short ends by folding under 1/2", pressing, then folding and pressing once more. Blindstitch by hand or topstitch close to the edge of the hem. Fold the sleeve in half lengthwise, wrong sides together and press. Bring each cut edge to the center fold and press. These two folds are your sewing guides -- press them crisply. Unfold and, wrong sides together, sew the length of sleeve with a 1/2" seam allowance. Finger press the seam open.

With seam allowance against the lining, center the sleeve and pin the top fold about 1" below the binding. Smooth the sleeve against the lining and pin at bottom fold. Using thread to match, blindstitch along both folds and ends of sleeve. To reduce the pull on the lining, catch some of the batting in the stitches (but not the front of the quilt!).

Remove any quilt marking that still shows. A nice finishing touch is to label your quilt by embroidering your name, city and date on the back of the quilt.

Know your Depot

North	Florence Roberts
Central	Virginia Dale Velma Freudenthal
East	Betty Jones
South	Jan Hoffman
West	Ariel, the Mermaid J



I'm Sew Happy Quilting



Professional Machine Quilting
Simply the Best!

Jennifer Reinhart
imsewhappyquilting@msn.com • 541.265.2490 • Newport, OR

QUILTER'S COVE

644 SW Coast Highway | Newport
541-265-2591 or
Toll free: 1-866-43-QUILT



Joy of Quilting

FABRIC ♥ NOTIONS ♥ BOOKS & PATTERNS ♥ CLASSES
2970 Hwy 101, PO Box 1187, Florence, OR 97439
541-902-8863 Fax 541-902-8864 joy@oregonfast.net

Stop by for a cup of coffee, a piece of chocolate, and a warm welcome!

Barb Martin

P.O. Box 2052
Newport, OR 97365

Phone 541-961-7004
E-mail:

danbarbm@peoplepc.com

**Panographs
and Custom
Quilting**

*If you know of quilting related businesses
that would like to advertise in the*

Fat Quarter News

REASONABLE RATES

Please call Nan Scott (547-5470)

Upcoming Events (non Guild)

- 6/1-3 Northwest Quilters 33rd Annual Quilt Show "A Festival of Quilts" University Place Hotel, 310 SW Lincoln Street at 4th Avenue, Portland, Oregon. Friday and Saturday 10am-6pm, Sunday 10am-3pm Admission: Adult \$6.00 Seniors (60 years) \$5.00
Featuring: 'Our Guys who Quilt' plus a beautiful raffle quilt designed by Helene Knott. View Raffle Quilt and additional show information at: www.northwestquilters.org or call (503) 222-1991
- 6/4-7/7 Tactile Expressions 9th Annual Show. Springfield Museum, 590 Main Street, Springfield, Oregon. Tuesday-Friday 10am-4pm, Saturday noon-4pm. Admission \$2.
- 6/8-9 Wallowa Mountain Quilt Guild Show. 10-6. Joseph High School, 400 E. Williams Ave., Joseph, OR 97846. Admission \$3. Phone: (541) 432-3274, (541) 432-6669 Contact : Cassandra Botts Email: cattlentryqlts@eoni.com
- 6/8-9 Sun Country Quilt Show 2007. Ephrata High School, 333 Fourth Ave. NW, Ephrata, WA. 10-6 \$2 admission. 509-754-8280 Contact Cindi Rang
- 6/10 Latimer Quilt and Textile in Tillamook will host a Spring Tea. Sunday 12-4. Admission \$5 For more information: 503-842-8622, www.latimerquiltandtextile.com/
- 6/23 Quilt Bed Turning, Mini Show and Sale. Santiam Place's Antique and Yard Art Sale, 139 S Main St, Lebanon 10-5. FREE. Come see heritage and family quilts and buy antiques and beautiful, unique yard art.
Vendors will be at this sale.
Contact Peggy Christopherson at 541-451-4910 or quilterpeg@peak.org
- 6/23 Prineville Country Quilt Show. Crooked River Elementary School Gym 9-4 \$2. Contact Georgia Frick 541-416-0662
- 6/29-30 Busy Bee Quilters 27th Annual Quilt Show "Celestial Stars" 9-4 At Craven Farms Snohomish, Washington For more information: <http://www.busybeequilters.com/2007quiltshowinfo.html>
- 7/1-9/3 National Historic Oregon Trail Interpretive Center Presents Nature of the West: Contemporary Quilts. Near Baker City, OR Highway 86, exit 302 from I-84. 9-6 Daily featuring quilt artists from across the United States who have created non-traditional quilts that depict the natural beauty of the west from awe inspiring landscapes to the minute majesty of a wildflower. www.blm.gov/or/oregontrail/



Shirley Billman



Karen Donobedian



Diane Eccles



Rose Meadows

New Members (Clip and Add to your directory)

Shirley Billman 541-563-2573
PO Box 207

Waldport OR 97394
Active
Aug-15
Member Since 05/10/2007

Karen Donobedian 541-563-4019

PO Box 2004
920 NW Highland Circle
Waldport OR 97394
Active
karen@kdquilts.com
Aug-09 Gary
Member Since 05/10/2007

Diane Eccles 541-867-3971

259 SE 130th Court
South Beach OR 97366
Active
gramydi@msn.com
Apr-10 Jerry
Member Since 05/10/2007

Patricia Laub 541-563-4475

PO Box 664
1041 SW Fernwood Drive
Waldport OR 97394
Active
541-961-4719
jesse@casco.net
Apr-15 Jesse
Member Since 05/10/2007

Sarah McKay 541-961-5703

326 SE 118th Street
South Beach OR 97366
Active
sbmckay@gmail.com
Aug-10 Aaron
Member Since 05/10/2007

Rose Meadows 541-563-4198

PO Box 2324
820 Downing Lane
Seal Rock OR 97374
Active
Member Since 05/10/2007

Pauline Moss 541-563-2543

5405 NW 101, Space 51
Waldport OR 97394
Active
541-961-0061
DPMoss@oregonfast.net
Mar-15 Richard
Member Since 05/10/2007

Gail Walters 541-563-7278

1052 SW Fernwood
Waldport OR 97394
Active
Oct-20 Joe
Member Since 05/10/2007

Don't forget to catch the latest from Ireland in Lisa's Blog. You will find her at:

<http://www.glenquilts.com/pmwiki/pmwiki.php/Travel/Chap9>

The website has several pictures of some of her completed UFOs




HAPPY BIRTHDAY in
JUNE

- Mary Gilliland 2
- Karen Oetjen 6
- Gail Mantei 11
- Terrie Taraba 11
- Marlene Westlind 13
- Berta Beachell 15
- Leta Clark 16
- Rosalie Raudsep... 16
- Neena Kirsch 20
- Judy Tennent 20

**March
Block of the Month
WINNERS**

Bobbie Brown
won the Appliqué Basket blocks
Leta Clark (pictured) split the
pieced basket blocks with Bobbi
Sturgis who lives in California but
participates faithfully in the Block
of the month



**General Meeting
June 14
6:00 PM Table Walk
6:30 General Meeting
Featuring Lynda Shephard**

Remember to Bring:

*Your Name Tag
Charm Squares
Block of the Month
Challenge Quilt in a bag
Library Books
Show and Share Items*

**June's Block of the Month
Sailboats
Choice of pieced or appliqué**

Detailed instructions for the pieced
block are published on the web at
[www.oregoncoastalquilters.org/
blocks.htm](http://www.oregoncoastalquilters.org/blocks.htm)



Charm Squares

Please bring 12(twelve)
Black and White
100% cotton, washed
7 inch squares

Fat Quarter News

Oregon Coastal Quilters Guild

P.O. Box 382

South Beach, OR 97366

www.oregoncoastalquilters.org

Fat Quarter News

Editor: Nan Scott

PO Box 1118 Yachats OR 97498

Phone : 541-547-5470

Nan.H.Scott@oregonstate.edu

Your June issue is here!