

Volume XVIII, Issue 7

July 2007

Fat Quarter News

The deadline is fast approaching and the pace in the Guild is mounting. By July 9th you should have all entries registered with Virginia Dale and we will be on our way to another successful Quilt Show—number seventeen!

Jean, Jean, and Nancy have been hard at work making sure everything will be in order at the fairgrounds and all of those on the Quilt Show committee have been planning and working for months.

This is a huge undertaking and we need the help of every member to 'pull it off'. If you are new to the Guild, you may find all of the sign-

ups a little intimidating and confusing, but rest assured that you will always have someone with you who has done this before. No job is overwhelming as long as we have plenty of members to share the load, and it is fun to boot!



The fairground venue will have that 'old fashioned' feel as you recall memories of penny arcades and cotton candy. We have been assured by our resident engineers (Don Butler and Paul Amundson) that there will be enough hanging space to accommodate the same number of quilts that were hung last year at the middle school. Now it is up to us to make sure that we get them finished and ready to hang.

If you can fit it in, make a house block T-shirt to wear so that you are recognized as a Guild member. You will find a pattern designed by our featured quilter, Shirley Gilmore, in this newsletter on page 11.

ON WITH THE SHOW!

Nan



July 2007



Sun

Mon

Tue

Wed

Thu

Fri

Sat

1	2	3 Lincoln County Quilters 10:00 Community Center Lincoln City	4 Knotty Ladies 11:30-3:00 Senior Center Newport	5 Lincoln County Quilters 10:00 EVERY Thursday Lincoln City Community Center	6 Bayshore Quilters 10-4 Bayshore in Waldport	7
8	9 QUILT SHOW REGISTRATION DEADLINE	10 Lincoln County Quilters 10:00 Community Center Lincoln City	11 Knotty Ladies 11:30-3:00 Senior Center Newport	12 General Meeting ALC Newport 1:00 Table walk 1:30 Meeting	13 Bayshore Quilters 10-4 Bayshore in Waldport	14
15	16	17 Lincoln County Quilters 10:00 Community Center Lincoln City	18 Knotty Ladies 11:30-3:00 Senior Center Newport	19 Board Meeting 10:00 Rec Center Newport	20 Bayshore Quilters 10-4 Bayshore in Waldport	21
22 Newsletter Deadline	23	24 Lincoln County Quilters 10:00 Community Center Lincoln City	25 Knotty Ladies 11:30-3:00 Senior Center Newport	26 Lincoln County Quilters 10:00 EVERY Thursday Lincoln City Community Center	27 Bayshore Quilters 10-4 Bayshore in Waldport	28
29	30	31 Lincoln County Quilters 10:00 Community Center Lincoln City				

Minutes of General Membership Meeting— June 14, 2007

Attendance 72 members and 4 guests with one joining the Guild. Total Guild membership is now 144.

The Costal Quilters Guild Meeting was called to order by our President Nan Scott at 6:30p.m.

Nan asked Jean Amundson to introduce our featured quilter for the evening. Lynda Shephard began to sew when she was just five years old. Her grandmother was her mentor and her teacher. She took her first quilting class at the University of Alaska in Anchorage and she was hooked. About 10 years ago she began making miniature quilts and has found it a challenging art form.

Lynda has been featured on the television program *Simply Quilts*.

Jean explained that Lynda was one of the frontier women in Alaska who needed activities to occupy them during the long winters and to give them a chance to



enjoy the company of other women.

Lynda had lived in Alaska for several years when she was faced with the need to seek medical attention for her daughter and moved to the Vanderbilt University area where she had family. She eventually moved back to Alaska and she and Rose Shaw reconnected after many years.

Lynda explained that her daughter inherited the miniature gene and made many of the display items featured in Lynda's trunk show. Lynda showed several of the tools which she uses in creating her miniatures. It is necessary to pick tools, fabric, threads etc. which enable her to create such tiny items. She showed numerous quilts and explained the connection with life which quilters have in their work. The members were encouraged to come up and enjoy the displays during the break and ask Lynda questions they have about the items.

Nan wanted to cover some announcements before the break so that members could take time during the break to do the business needing action.

Liz and Jeanne gave a rousing presentation on the need to fill 270 slots for the Quilt Show and encouraged each member to sign up for at least 3 slots. Rose told members to look at the 6 challenge quilts that will be on display for this and the next

meeting for members to vote on. Jen announced that there were still openings in Fridays quilt class and that there are openings in the September lighted Christmas tree class. She will be stepping down after next year and needs anyone who is interested in taking over the workshop responsibility to get involved now so that they will have next year to get up to speed on how it is done.

Nan broke the meeting for 30 minutes to give members a chance to enjoy the refreshments and to sign up for work at the Quilt Show and vote on the Challenge Quilts.

The meeting was called back to order at 8:00p.m. A request was made for the recipe for the lemon cake which was brought to the pot luck.

The drawings were made and congratulations to the winners and thanks to all those who donated items for the drawings. Block of the month drawings



were made with Mildred Corey winning the appliqué block and Bobbi Sturgis the pieced block.

Brenda made a brief appearance and everyone was so glad to see her again. Show and tell had several people displaying their works.

There have been only 10 entries so far for the Quilt Show and the entries need to be in by July 9th. If you have boutique items make an appointment with Jeanie Singler.

It was moved by Shirley Gilmore that from the Outreach Fund \$750 in supplies be donated to the Waldport H.S. Home Economics Department and that \$150 in supplies be donated to the Lincoln County 4H quilting program. It was seconded by Rosalie and passed by the membership.



BERTA'S LAYERED LEMON CAKE

- 1 package cake mix
- 1 large package pudding mix (lemon or vanilla—cook style)
- 1 carton Cool Whip

DIRECTIONS:

Make pudding according to package directions; cool and refrigerate to set firm. Make and bake cake in two 8' round pans; cool. Slice across to make 4 layers. Spread pudding between each layer; save more for top. None on sides. Spread Cool Whip on sides of cake. Refrigerate.

By popular request Berta Beachell shares this easy but elegant recipe that was a big hit at our spring pot luck.

THANK YOU, BERTA!

Community Quilts needs help binding the quilts which have been done. Helping Hands will be finishing up projects and you may bring anything you are working on.

The library has received a donation of a book listing quilt shows and other activities of interest to quilters in the Pacific Northwest.

Nan will do this months newsletter and Velma will do August. After that Virginia Dale will be taking over the responsibility. Next months meeting will feature FFO'S. The raffle quilt for 2008 is on the frames at Bayshore and may be worked on Fridays from 10a.m. to 4p.m. Raffle tickets are due next meeting so that they will all be in before the show. Stuffing is available for pillows. It was suggested that workers at the quilt show make tee shirts featuring a house block on the front which would advertise the raffle quilt.

The meeting was closed by Nan Scott at 9:00 p.m.

*Joan Johnson
Secretary*

Minutes of Executive Board Meeting— June 21, 2007

The meeting was called to order at 10:00a.m. by the President Nan Scott with 15 members present.

The minutes of the last Executive Board Meeting were approved with Rose Shaw making the motion to accept them and Jean Amundson as second.

The outreach funds that were available for distribution have been given to groups. For the present there are no more funds available for distribution. Jane Szabo will be donating a cutting mat when school classes resume in the fall. We have secured liability insurance for the Quilt Show.

Jen Reinhart reported that there are three workshops left for this year. She is working on the workshops for next year and needs a volunteer to take workshops for 2009. This person needs to come on board now so that they can be involved during 2008 to learn the process. New irons and ironing board covers have been placed in the closet. Next year we should replace some of the ironing boards.

The Raffle Quilt will be at the Museum. During the Beachcomber Days celebration 179 tickets for the quilt were sold. It has been suggested that members working the Quilt Show make themselves shirts with the house pattern on the front. Nan will post a pattern on the web site.

The city of Newport is beginning to enforce the policy on posting signs advertising events on the streets. The Guild will be looking into possible solutions to the problem. If members have contact with businesses that have sign boards please approach the owners to see if they would be willing to advertise the Show for the Guild.

Volunteers are needed for the

Quilt Show. There are numerous openings available. Please take this opportunity to support the Guild by volunteering for three slots if possible. Your support will be appreciated by those members who are working so hard to make the show a success. Members who want to have their quilts displayed need to submit their entries as soon as possible to give the committee time to plan the displays.

Many thanks to Pat Lay who manages the Joanne's Craft Store in Lincoln City for her generous donation of items for the grab bags and for the donation of several quilt tops.

Ann Hendrickson wants members to be aware that they may enter their quilts in the County Fair and still get them back in time to be in the Guild Quilt Show.

A volunteer is needed to take next years Quilters Guild Open House. Tickets for the raffle quilt need to be in by the next meeting please. To date 109 quilts have been donated by Guild members for Community Quilts. Charm squares has 13 people signed up with red, white and/or blue as the theme.

Jean Amundson announced that the Quilters Companion Book has offered to list our Guild and she moved that we take advantage of the offer and Jen Reinhart was the second. The motion was passed. The Quilters Hall of Fame has sent the Guild a thank you for the donation made by our Guild.

Jean Maupin and Jeanne Butler took quilts to show to people at the Newport Rehabilitation Center. The experience was very rewarding and a wonderful experience for the folks there.

Nan closed the meeting at 11:30a.m.

*Submitted by Joan Johnson
Secretary*



Treasurer's Report

December 1—June 23
Accumulative through June '07 Budget '07

Income		
Advertising	443.00	700.00
Documentation	300.00	400.00
Donations	3,150.00	3,000.00
From Contingency		150.00
Membership	2,912.00	2,500.00
Miscellaneous	232.12	332.00
Quilt Show	1,800.00	7,000.00
Quilter's Surprise	445.00	700.00
Raffle Quilt Tickets	2,318.00	3,000.00
Workshops	2,220.10	3,735.00
Total Income	13,820.22	21,517.00
Expense		
Donations	50.00	700.00
Filing Fees	10.00	50.00
Friendship	49.74	50.00
Insurance		350.00
Officers Supplies		75.00
Organizational Expenses		50.00
Post Office Box Rent		40.00
Rent-Meetings	600.00	600.00
Rent - Lincoln Storage		1,020.00
Treasurer's Expenses	30.26	75.00
Misc. Expense-Unbudgeted	100.00	75.00
Total Operating Expenses	840.00	3,085.00
Block of the Month	245.10	500.00
Bylaws and Procedures		10.00
Challenge	13.45	110.00
Community Service	1,837.58	3,000.00
Documentation	528.13	250.00
Finance -Quilters Surprise	290.24	540.00
Historian		100.00
Hospitality	27.65	150.00
Library	142.72	200.00
Membership	477.99	550.00
Newsletter	618.05	1,500.00
Open House/Helping Hands	125.22	145.00
Program	730.00	1,602.00
Publicity		25.00
Raffles - Current Quilt	618.61	280.00
Raffles - Future Quilt	236.38	400.00
Round Robin	32.20	150.00
Quilt Show Previous		
Quilt Show Current	465.52	4,600.00
Workshops	4113.76	4,320.00
Total OCQG Committee Expenses	10,502.60	18,432.00
Total Expense	11,342.60	21,517.00
Net Income	2,477.62	0.00
Bank Balance	<u>9,151.57</u>	
Community Service Fund	1,162.41	
General Fund	1,209.16	
Reserve (Outreach)	6,780.00	(900.00)

September and October Workshops Scheduled

LIGHTED CHRISTMAS TREE

Friday, September 14th, 9:30-4:30 at ALC. Instructor Marlene La-Marche. \$62.67 which includes the pattern, O-Rings, and Punch needed to complete the 28x35 wall hang. Skill Level: All

Add some sparkle to your Christmas with this wall hanging adorned with a strand of 35 mini lights. You will finish this seasonal wall hanging in our 1 day workshop. Learn to make mitered corners that are easy and perfect every time and lumpless binding, the easy way. This is the perfect Christmas decoration to hang up and display right after Thanksgiving dinner. You'll feel like you have a boost on decorating your home. It even illuminates the dining room for your holiday meals! Questions?

Call Jennifer Reinhart 265-9498



THAT PATCHWORK PATH

Drunkard's Path Block and Basic Variations
Saturday, October 13th, 9:30-4:30 at ALC. Instructor Jean Amundson. \$19.67 with no pattern fee. You may want to order your own templates at www.thepathlesstraveled.com select "templates, 4-inch set", which is \$15 plus shipping. Skill Level: All

Learn how to make the traditional Drunkard's Path block and many variations, using an easy and innovative template system/technique. You can make it scrappy or controlled, two-color or many color, repeating blocks or as many variations as you can dream up! We'll cut and sew most of the units for four 16-unit blocks in class - the rest is up to you! Jean will bring templates and diagrams not only of the Drunkard's Path block but also many basic variations (basic variations are sixteen-unit blocks with eight units of light background/dark quarter-circles and eight units of dark background/light quarter-circles). You'll be surprised to see how many variations are possible just by how the units are arranged. The three-template system taught in this class and the easy tips and techniques you'll learn will definitely lead you down the path to lots of fun and lots of possibilities!

Workshops '08-'09 Calling All Members

Jennifer is in the process of arranging and confirming workshops for 2008. However she will not be running the committee in 2009. She is looking for someone who would like to run the committee in 2009 to join her in 2008 to learn the ins and outs of Workshops! 2009 workshops need to be researched, booked, and confirmed starting in 2008. A lot of instructors who are out of town fill their schedules 1, 2, and sometimes 3 years in advance. If you are interested please call or email Jennifer Reinhart.

Helping Hands



Would you like to chair Helping Hands for 2008? Jennifer Reinhart will be stepping down and needs a replacement. There really are not set rules to this committee except to provide "free" opportunity for our members to learn different quilting techniques and provide help with their projects. Interested?

Call Jennifer Reinhart

Community Quilts

Thank you to all who helped make the Community Quilts workshops held in May a huge success. You were busy helping reduce the stash while turning out some charming quilts.

At the executive board meeting in June, Gretchen announced that to date CQ has received 109 completed quilts for distribution to the less fortunate in our community. I was unable to confirm by the press deadline, but I believe that this is at least 60% of what was donated for the whole year last year so we are well on our way for a record-breaking effort.

I can think of no better way to make your hobby-passion count for something important. Let's keep it going strong!

If you have questions, need labels or stash fabric or would like to volunteer your help in general, please contact the chairperson of CQ, Gretchen Lord-Jolie.

Nan Scott





UFO to FFO—Join the Fun at the July Program

July 12—Day

Finally Finished Objects!

Bring the quilts you've finally finished—the ones that took ever so long to make, or that you set aside for however many years, or that you hated to work on but decided this was the year to finish! We'll have a special Show and Tell Time, so have your quilts and your stories ready. It'll be a mini-preview of the quilt show, and there will be prizes! As a bonus, we'll also have a brief demonstration by Jan Hoffman about how to handle the quilts while we hang, show, and take them down. Learn how to be a "professional white-glover"! Table Walk starts at 1 p.m., the meeting begins at 1:30.



August 9—Evening

The August meeting will feature a wrap-up of the quilt show, including a re-showing of the winning quilts and acceptance of awards. Be sure to bring your award-winning items and be ready for a fun evening! We'll relax (the quilt show will be over!) and congratulate ourselves and each other for pulling off another successful event. Table Walk is at 6 p.m., with the meeting starting at 6:30.

Jean Amundson



Turn-In Time: Small Quilts for Silent Auction

The turn-in date for the quilts for our silent auction will be the July meeting (or the week before, if you won't be at the meeting). When you turn in your quilt(s), you'll fill out a brief form with your name, the name of the quilt, the size of the quilt, and its minimum bid/estimated value.

This is a fundraiser auction of small quilts donated by OCQG members. Half the proceeds from the auction will go to a charity that we'll choose in a special drawing and half will go to our guild.

Remember, quilts must have a total circumference no more than 100 inches. They can be any style, embellished or not, hand or machine quilted (no tied quilts). You must include a hanging

sleeve and a label. You may set a minimum price/starting bid price (no lower than \$10), or note an estimated value, or both.

We know you'll donate quilts that we can be proud of having in our auction and that bidders will be enthusiastic about bidding on!

For each quilt you donate, you can submit the name of a charity of your choice—it has to be a bonafide 501(c)3 with an office in Oregon.

Questions or difficulties in turning in your quilts? Contact Jean Amundson.

HAPPY BIRTHDAY in JULY

Laura Martin.....	1
Rose Shaw.....	2
Monica Lyons.....	3
Jim Charland.....	4
Denise DeMarie.....	9
Alice LaFond.....	13
Bobbi Sturgis.....	13
Gladys Schoonover.....	14
Betty Jones.....	15
Joan Thurston.....	21
Jeann'e Butler.....	25
Marcia Williams.....	25
Judy Butts.....	27
Jean Amundson.....	28

Hostess Notes

The June hostesses did a great job. Thanks to Betty Jones, Joan Johnson, Fran Whited & Marcia Williams.

July hostesses will be Judy Guettler, Shirley Scott, Jackie Stankey & Helen Treend. Remember to keep it light, and coordinate with one another. Thanks..

Jeanie Singler 563-6319.

Raffle Quilt 2008

Come stitch a while on the gorgeous 2008 Raffle Quilt. On any Friday from 10-4 at the Bayshore club house just north of the Waldport bridge, you will find helpful folks and good conversation as you add your personal touch to this hand quilted beauty.

Cast Your Vote

The July meeting will be your last chance to vote for your favorite challenge quilt submission. Unfortunately this is not a 'vote early, vote often' deal so you will have to narrow down to just one vote among the six submissions.

You will enjoy seeing how some members depicted their favorite pass time. Winners will be announced at the Quilt Show.

Goodness! There is certainly talent running rampant in this guild.




Members ponder tough choices on the challenge quilt submissions

June Show and Share



Dolores Thomas is proud of her one of a kind beach bag—a gift from daughter, Jennifer Reinhart.

And speaking of Jennifer—she has been a whirlwind of quilting getting ready for Dillon's summer camp with other diabetic children. What a labor of love!



It took 11 guild members and our program speaker to display the star quilts Jennifer made for snuggling at camp.



New member, Karen Donobedian displayed two large pieced quilts. One was a creative 'Stack and Whack' using elegant Japanese prints.



Kris Murphy took penguins to a whole new level of 'cute' with this fanciful appliqué block quilt.

Bustin' Out All Over!

Jean Amundson has a head start on all those UFOs for the July meeting! The small teapot quilt will go in the show auction for charity. The sashing on the Kimono quilt set off the blocks to perfection.



Fran Whited is ready for Safari with this bed-sized quilt using African theme prints.




Shirley Scott finished a child's quilt for Community Quilts.



Jean Maupin finished her beach house block quilt from her Block of the month winnings last spring.



Toni Brodie's soothing design sense was apparent in this large bed-size beauty. She did all of the hand quilting herself—a sample from the back is displayed below.



Jackie Stankie was bright in her pieced block t-shirt. She certainly uses orange well in her quilt designs as evidenced by the two colorful quilts she shared.

Quilt Show Corner

The Quilt Show Committee is diligently working to coordinate everything necessary to make the Show run smoothly, but we all realize it is the members of the Guild that make the show work. We are happy to see the Sign Up Sheet circulating at Guild Meetings and encourage everyone to put their name in the slot that best fits their interests. It is a great way to become better acquainted with members of the guild you do not know well, and let's face it, what a great way to spend some time enjoying friends.

Please contact a committee member or Liz Ritchie if you are unable to attend a regular meeting so you can see what is waiting for a volunteer opportunity.



Aunt Liz wants you!

There's a place for every member to help out with the August Quilt Show. Our success depends on you. It takes lots of volunteers at several shifts to pull this off.

Sign up sheets will be available at the next two meetings. Please see Liz Ritchie and put your name down for at least two or three shifts. Liz will be glad to tell you what each job entails.

Jeann'e Butler is organizing quilt hanging teams with specific responsibilities so that we can be sure your quilts are handled with care and respect. If you can help with ladder work or quilt hanging/unhanging on Thursday and/or Sunday, be sure to see Jeann'e at the next two meetings. Only those who have signed up for one of the teams will be allowed to help in this area.

If you are new to the Guild, volunteering at the Quilt Show is a great way to become involved, work with some fun people, and help to put on one of the best quilt shows in Oregon!

Remember on Thursday, August 2, 2007 we will meet at the Fairgrounds, around 10:00 a.m. to set up the show. Please bring a potluck dish, ample enough so we can include the vendors, with working clothes so we can all set up in our new facility. Drinks will be furnished.

Our featured quilter, Shirley Gilmore, has designed a house block for a tee shirt, you will find the instructions on the web.

Please complete your registration at your earliest convenience and submit to Virginia Dale either by e-mail or regular mail.

Jean Maupin

Show Entry Checklist

- .. Complete entry form—one for each entry
- .. Note "Dear Jane" or "Round Robin" at the top of form, if applicable
- .. Take and print a color photo of each entry
- .. Complete a history of each entry and Email to Virginia Dale if possible
- .. Turn in ALL of the above to Virginia Dale no later than JULY 9.
- .. Complete your entry
- .. Attach a FULL 4" hanging sleeve to each quilt item
- .. Complete ONE Insurance Waiver
- .. Complete a label and receipt for EACH entry
- .. Deliver your entries, insurance waiver, labels and receipts to the Depot nearest you by JULY 31.

Know your Depot

North
Central

Florence Roberts
Virginia Dale
Velma Freudenthal

East
South
West

Betty Jones
Jan Hoffman
Ariel, the Mermaid J



You will find entry forms, insurance waivers, show guidelines and much more on the guild web site:

http://www.oregoncoastalquilters.org/quilt_show.htm



The Bags Will be Full

Thanks to everyone who has donated items for the grab bags to be sold at the quilt show. We do not need any additional books or magazines. However, if you are still able to contribute sewing notions or fabric (rectangles no smaller than a fat eighth), bring them to the July guild meeting. That meeting will be the last collection of grab bag items.

Many thanks to Jean Maupin and Jeannie Singler who have stored the donations these many months.

Suzanne Dandoy

Editors Note: Suzanne will be returning to Oregon on July 18. We look forward to welcoming her back.



Judy Says ...

Don't forget that the July meeting is the deadline to turn in ALL raffle tickets. Even if you have not yet sold them, please return them so that we can use them at other sales venues. If you won't be at the meeting, mail them to Judy Guettler. There are 35 people who have not yet returned tickets.

Thank You, Judy

July Nifty Notion

The Clover Magnetic Pin Caddy is the nifty notion for July. While there are other magnetic pin caddies, this one has some very nice features. When pins are stored on the caddy, they all lay in the same direction. It has a center groove that makes picking up pins easier. It also has a cover that fits on the bottom while in use. The cover is nice for taking it to classes or along with portable projects. I have one of these and it travels well.

Velma Freudenthal



**Clover
Magnetic
Pin Caddy**

Buy a chance to win during Table Walk at the general meeting on July 12.

Don't forget to catch the latest from Ireland in Lisa's Blog. You will find her at:

<http://www.glenquilts.com/pmwiki/pmwiki.php/Travel/Chap9>

The website has several pictures of some of her completed UFOs



Dear Harriet,

I have been experimenting with some very interesting threads to add a certain look to my machine quilted projects but I can't seem to get the tension adjusted right on a few of the more sensitive ones. It either breaks or leaves loops on the back. Please help before I have to go to counseling to have my own tension adjusted!

Dear Tense,

Most of the time adjusting the top tension will solve the problem, but about 10% of the time, you will need to adjust bobbin tension in order to get the look you want.

Looping on the back means the top tension is too loose compared to the bobbin tension so the bobbin thread is pulling too much top thread underneath. By tightening the top tension, the loops will stop, but the added tension may



cause breakage, especially with sensitive threads. In this case, it might be necessary to loosen both the bobbin tension AND the upper tension. By loosening both the top and bobbin tensions, both sides of the tug-of-war give in, allowing a good stitch without breaking or looping.

When adjusting the bobbin tension, think of a clock as you turn the screw on the bobbin case, turning the screw equivalent to a 5 or 10 minute movement. Right is tight. Left is loose.

Nan Scott Steps Down as Newsletter Editor

In the wee hours of the morning as I put the finishing touches on this issue, it is a bitter-sweet moment. I have enjoyed serving as editor, but I look forward to not wearing quite so many hats.

Next month please send newsletter submissions to Velma Freudenthal and then Virginia Dale will be the new editor beginning with the September issue.

Thank you to all!

- - - In Stitches - - -

Three handsome male dogs are walking down the street when they see a beautiful, enticing, Girl Poodle. The three male dogs fall all over themselves in an effort to be the one to reach her first, but end up arriving in front of her at the same time. The males are speechless before her beauty, slobbering on themselves and hoping for just a glance from her in return.

Aware of her charms and her obvious effect on the three suitors, she decides to be kind and tells them, "The first one who can use the words 'liver'

and 'cheese' together in an imaginative, intelligent sentence can go out with me."

The sturdy, muscular black Lab speaks up quickly and says, "I love liver and cheese."

"Oh, how childish," said the Girl Poodle. "That shows no imagination or intelligence whatsoever."

She turns to the tall, shiny Golden Retriever and says "How well can you do?"

"Um. I HATE liver and cheese," blurts the Golden Retriever. "My, my," said the Poodle. "I guess it's hopeless.

That's just as dumb as the Lab's sentence."

She then turns to the last of the three dogs and says, "How about you, little guy?"

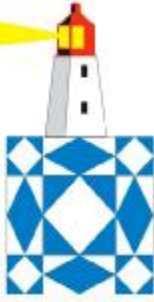
The last of the three, tiny in stature but big in fame and finesse, is the Taco Bell Chihuahua. He gives her a smile, a sly wink, turns to the Golden Retriever and the Lab and says

"Liver alone. Cheese mine."

AWWWW—Is that the crack of a smile I see?

QUILTER'S COVE

644 SW Coast Highway | Newport
 541-265-2591 or
 Toll free: 1-866-43-QUILT



Joy of Quilting

FABRIC ♥ NOTIONS ♥ BOOKS & PATTERNS ♥ CLASSES
 2970 Hwy 101, PO Box 1187, Florence, OR 97439
 541-902-8863 Fax 541-902-8864 joy@oregonfast.net

Stop by for a cup of coffee, a piece of chocolate, and a warm welcome!

**Proud Participant in
 Sew Oregon Shop Hop
 July 1-12**



C & M Antiques and Collectibles Quilters Cottage

192 S. Main St
 Toledo, OR

541-336-0140
 Hours Tues-Thurs 10-6
 Fri-Sat 10-8
 Sun 11-4

I'm Sew Happy Quilting



Professional Machine Quilting
 Simply the Best!

Jennifer Reinhart

imsewhappyquilting@msn.com • 541.265.2490 • Newport, OR

Barb Martin—961-7004 for Custom Quilting

Upcoming Events (non Guild)

- 7/1-9/3 National Historic Oregon Trail Interpretive Center Presents Nature of the West: Contemporary Quilts. Near Baker City, OR Highway 86, exit 302 from I-84. 9-6 Daily featuring quilt artists from across the United States who have created non-traditional quilts that depict the natural beauty of the west from awe inspiring landscapes to the minute majesty of a wildflower. www.blm.gov/or/oregontrail/
- 7/1-12 Sew Oregon Shop Hop—A statewide Shop Hop featuring 42 shops from Ashland to Portland to Baker City to Florence. For more information visit www.seworegon.com
- 7/6-22 Road to Sisters Shop Hop
- 7/12-16 Quilts in the Ballroom Jacksonville Museum Quilters 29th Annual Quilt Show in the ballroom of the Historic Hotel located on the second floor of the US Bank building, California Street, Jacksonville. 9-4 daily. \$2
- 7/14 32nd Annual Sisters Outdoor Quilt Show 9:30-5:00. Over 1200 quilts from around the world. For more information visit www.sistersoutdoorquiltshow.org
- 7/19-22 Linn County Fair Albany, Oregon. Santiam Scrappers Quilt Guild has quilting demos plus displays. 11-7, Admission to Fair
- 7/20-22 Sun Bonnet Sue 19th Annual Quilt Show Sequim Middle School, 301 West Hentrickson, Sequim, WA 98382. 10-5 \$3. One of the best shows in Washington and held in conjunction with the Sequim Lavender Festival.
- 7/21-22 Heart of the Redwoods Quilt Show Redwood Acres Fairgrounds, 3750 Harris Street, Eureka, CA. 10-5 \$6. Over 300 quilts and 25 vendors.
- 7/26-28 Riding the Dream—Albany Quilts Downtown This annual downtown quilt show has quilts displayed in store and business windows throughout downtown Albany.
- 7/28 Coburg Quilt Show and Tea "Quilts in Bloom" 9-4 FREE. Over 350 quilts displayed outdoors, all skill levels and sizes, live music, quilt related vendor booths, antique shops, High Tea.
- 9/19-20 Collage and Beading Workshop—Larkin Van Horn. Edgewater Inn Coos Bay—Approximately \$120 for the two days including lunch. Class limited to 20 students with closing date of August 15. Check out Larkin's web site at www.larkinart.com or call Shirley Hammar 756-4816 for more information. Email—shurtzz@aol.com



Beverly Ohngren

New Member (Clip and Add to your directory)

Beverly Ohngren 541-265-8335
 3250 NW Ocean View Dr #13
 Newport OR 97365
 Active

bdohngren@eoni.net
 Mar-23 Otto
 Member Since 06/14/2007

You can reach Brenda Dooney at the home of her daughter in Eugene. Cards and well wishes would be welcome.
 259 N. Brooklyn St.
 Eugene, OR 97403

Welcome, Beverly!

Beverly has been a visitor in the Guild for a couple of months and has taken workshops with us. We are delighted that she has joined and will be participating as her schedule allows.

For Sale



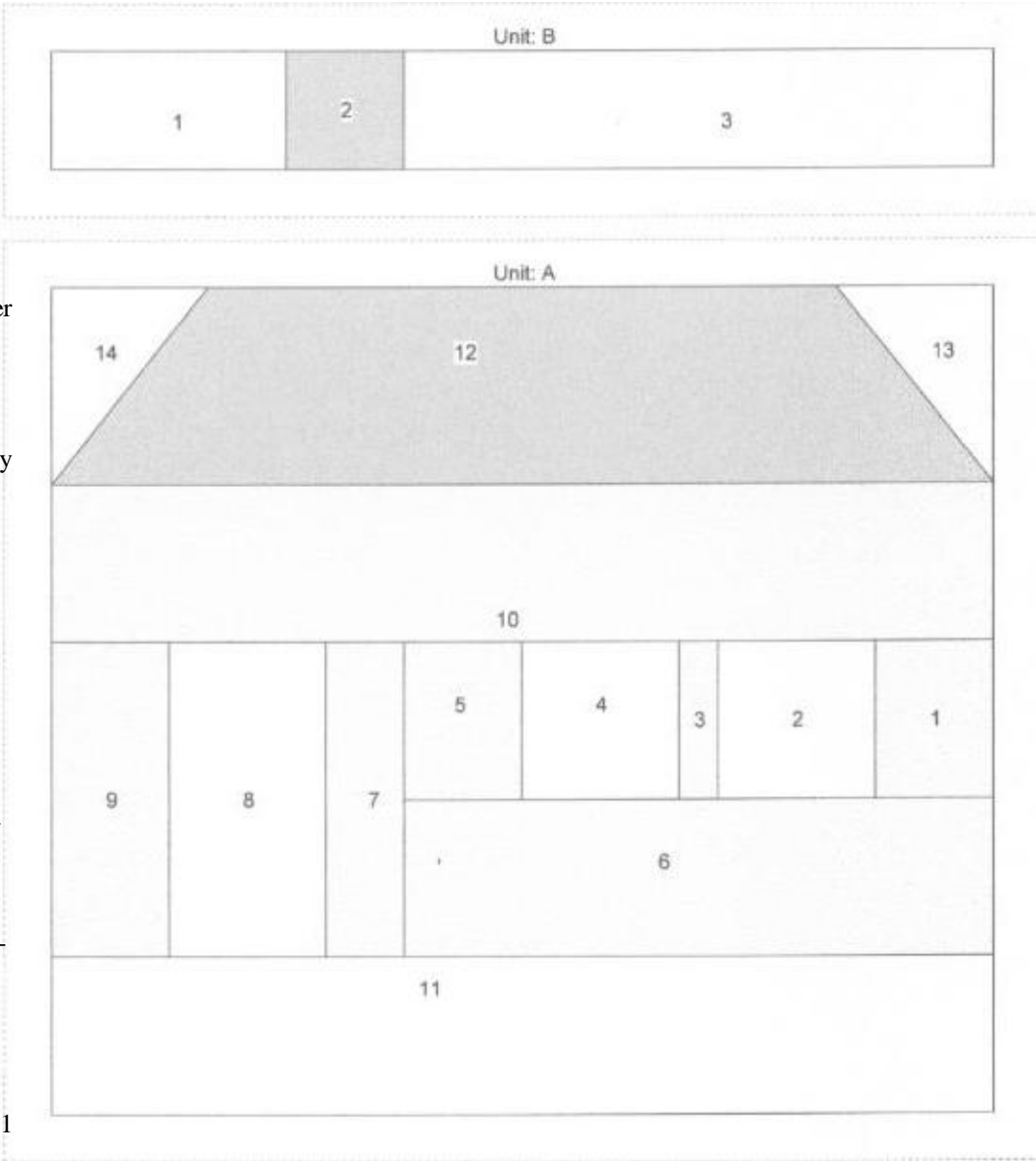
1957 Singer Featherweight 221 in earlier case with leather handle. An original manual, bobbins, screwdrivers, case keys, and a buttonholer are included. Case is in very good condition. The machine is shiny and runs well with very slight wear to decals on front edge. Asking price: \$380.00

Rare 1956 Singer Featherweight 222K free-arm machine made in Kilbowie, Scotland. The bed extension is removable to convert machine for free arm sewing. The other difference from the 221 is that the feed dogs drop for free motion quilting or embroidery. Motor and plugs are compatible with US current. The case with keys, box of attachments, screwdrivers and bobbins are included. The original manual is included but cover is missing and pages are separated. Case is in very good condition. The machine has some pin scratches on bed and a shallow chip above light. Otherwise, this machine is very pretty and sews well. Asking price: \$900.

Velma 265-7491

House Block Design from Shirley Gilmore

In celebration of our House Block Raffle Quilt, featured quilter Shirley Gilmore has designed the 5" paper pieced T-Shirt Block illustrated below. Pieces 2 and 4 are windows and 8 is the front door. Copy or print this page and put your own personality into this fun block. Sew it on a tee shirt in a color or your choice and you've got a one-of-a-kind conversation starter for the August quilt show. Let's see how many houses we can build between now and the July meeting. Wear your creation and inspire others.
Thank You, Shirley!!!



**June
Block of the Month
WINNERS**

Mildred Corry
won the Appliqué sailboat blocks
Bobbi Sturgis won the pieced ver-
sion. Her mom, Gladys Schoonover
promised to get them to her.



Charm Squares

Please bring 13 (thirteen)
Red, White, and/or Blue-
any combination
100% cotton, washed
7 inch squares



General Meeting

July 12

1:00 PM Table Walk

1:30 General Meeting

FFO Parade of Quilts

Remember to Bring:

Your Name Tag

Charm Squares

Block of the Month

Raffle Tickets

Small Quilts for Auction

Your Finally Finished Objects

Library Books

Show and Share Items

July's Block of the Month
Pieced Ohio Star
or appliqué Sun Bonnet Sue

Block of the Month is a good way to
learn new things and win the
opportunity to have a head start on a
beautiful quilt filled with memories
of your Guild Friends!

Sign up during Table Walk



Fat Quarter News

Oregon Coastal Quilters Guild

P.O. Box 382

South Beach, OR 97366

www.oregoncoastalquilters.org

Fat Quarter News

Editor: Nan Scott

PO Box 1118 Yachats OR 97498

Phone : 541-547-5470

Nan.H.Scott@oregonstate.edu

Your July issue is here!