




Fat Quarter News

March 2016

MARCH PROGRAM



In this month's program, Tim Cox will tell us "how to get the most out of our sewing machines with proper maintenance."

Tim has worked with Rich's Sewing and Vacuum owner John Rich since 1993. They began in the sewing machine business in the Seattle area. In 1998, when John relocated to Salem, Tim decided to join John and return to his hometown. With an easygoing personality, infectious laugh, and well-known sewing machine repair skills, Tim has become a customer favorite at Rich's. In 2002, Rich's expanded into the Albany market and Tim became the Store Manager. In 2010, Tim became the Service and Distribution Manager. An outdoorsman at heart, Tim enjoys fishing and hunting in his spare time.

MARCH WORKSHOP



Guild Member Jan Goebel will teach us how to make this fun bag in three sizes starting with pre-quilted fabric.

Jan joined our guild in 2013. She began quilting in 1970 but really got serious about 20 years ago. She resides in Tumwater, Washington and is also a member of the Washington Stars Quilt Guild in Olympia, Washington. After attending the OCQG retreat in 2012 she decided to join our guild and has enjoyed all of the activities that she is able to participate in. Jan keeps extremely busy with her 97 year old mother, three children, their spouses, and seven grandchildren, with one more on the way. She enjoys water-color painting twice a week with friends and quilts two times a week with two sewing groups.



NEXT GUILD MEETING:

March 10, 2016, 1:00 pm, Table Walk
at 12:30 pm

Atonement Lutheran Church

Program: Sewing Machine
Maintenance

S.A.B.L.E.: Batiks

Also, remember to bring money for
Membership Dues, Quilter's
Surprise, Nifty Notions, and
Workshops

LOST

Your help is needed in finding a bag of jewelry lost at the January 14 Guild meeting. Denise DeMarie brought some of her jewelry to generously share with Mary Gilliland. However, she left the bag under her chair. When it didn't turn up in the lost and found at the church, nor was it seen by the clean-up crew, she expected it to surface at the February meeting, but it didn't. The bag is a paper Chico's bag. Inside were three boxes containing assorted sizes of jewelry (earrings, chains, and rings with stones of malachite, turquoise, and more). Denise was sitting in the second row from the front, on the left side of the aisle. Other Knotty Ladies were seated in this area. If anyone has the bag or knows where it is, Denise can be contacted at 541-264-8532. Or the bag can be given to any of the Knotty Ladies, who will forward it to her.

FINISHING SCHOOL

by Karen Donobedian, Karen Oetjen and Paulette Stenberg

Finishing school will meet the fourth Thursday of each month. We meet at the Carriage House in Newport. We are there from 10 to 4. So bring your project and spend a day sewing with good company.


QUILT SHOW NEWS

QUILT SHOW SILENT AUCTION

Once again, guild members are requested to make and donate small quilts for the Quilt Show Silent Auction. If you have an idea for one and would like to participate, bring your finished quilt to a guild meeting. When you donate it, you will be asked to nominate a Lincoln County charity to receive one half the proceeds from the auction. The other half will go to the guild's coffers for expenditures that benefit the entire membership. The winning nominee will be drawn prior to the show and that information will be displayed with the quilts. If you have questions, call Toni Brodie at 541/336-3505.

NO APRIL FOOL—SIGN UP FOR APRIL WOOL WORKSHOP!

Cathy Ware, owner of Wild Hare Fiber in West Linn, Oregon will teach a class called "Fresh Flowers." Work with a variety of hand-dyed wools while designing your own bouquet of flowers. See the Guild website for more details.



www.oregoncoastalquilters.org

The Fat Quarter News is published monthly by the Oregon Coastal Quilters Guild, except for the month of January. Contact the Oregon Coastal Quilters Guild at PO Box 382, South Beach, Oregon 97366. President Cindy McEntee. Newsletter Editor—Judy McCoy; Photographers—Nan Scott & Karen Donobedian; Scribe—Becky Mershon; Feature Reporter—Anne Hendrickson; Copy Proofreader—Patti Stephens; Fact Checker—Jean Amundson; Distribution—Linda MacKown.

COMMUNITY QUILTS

Our members were certainly productive this month! Turned in at the February 11 Guild meeting were:

- Baby Quilts—28 (which all went to Sherry Lowery for the Baby Box project)
- Quilts and Throws—7
- Pet Beds—30
- Hospital Pillows—19
- Tote Bags—10

Quilts and other items were delivered to the following:

- Avamere Rehabilitation of Newport
- Lakeview Senior Living
- Lincoln County Animal Shelter
- Food Share of Lincoln County (tote bags)



Janet Baldwin and Lisa Hall watch over the Community Quilts table.

QUIET QUILT HEROES

A little-known activity has been happening within the Guild which gives denizens of Sea Aire, an assisted living facility in Yachats, a hands-on taste of quilting, some stories behind the creations, friendship, and tasty treats.

It began with an invitation from Pacific Communities Hospital in 2006 to come to Newport Rehab (now Avamere) and share what we do; Jeanne Butler and Jean Maupin answered the call, accompanied by Jean's Texas grandchildren who were spending the summer. An employee from the rehab center was hired as Sea Aire's activity director, and she requested this group's participation in Yachats.

So once a month, usually on the first Thursday at 10 a.m., Jean—and often other guild members—gather, bringing quilts to show. Residents love to touch the creations and want to know why a person chose to make a certain quilt, how long it took to make and what members plan to do with the quilts. Sometimes this sparks the sharing of an heirloom quilt by a resident along with the story. Often there is a theme that relates to a holiday or a season. On occasion, a member is invited to share their special quilts. For example, Karen Donobedian kindly brought her turtle quilts to show. Once the Featured Quilter brought her favorite quilts. Sometimes guild members bring recent purchases from their travels and this often precipitates a story from the residents of their past travels.

Jean usually provides a home baked treat as well, be it a loaf of bread or some cookies. Friendships have formed and when a special resident is celebrating a memorable occasion, Jean often goes at additional times during the month.

If you would like to be part of this heart-warming outreach, the group would welcome your participation!

REMINDER: BRING BOOTY FOR BABY BOXES

May is Mother's Day month. What better time to remember the newborn baby who receives a baby box. If you want to add to the boxes, please bring an item from the list below (re-printed from our February newsletter).

The items will be collected at our May meeting.

This was my idea to help with these boxes, but it is Sherry Lowery's mission.

So, I thank you and I know Sherry does also.

--Paulette Stenberg

ITEMS NEEDED FOR THE BABY BOX

- Portable baby crib / playpen
- Mattress, quilt, receiving blankets
- Basic clothing in various sizes, enough for the 1st year
- Thermometer, nasal aspirator, pacifier, outlet plug covers, medi-measure, baby bottles
- Cloth diapers and a box of disposable diapers
- Knitted sweater and hat, socks and booties, jacket
- Picture book, teething rings, plush toy
- Nursing pads and miscellaneous items.




A KNOTTY REMINDER

The Knotty Ladies Satellite Friendship Group is meeting Wednesdays at the Presbyterian Church in Newport while the swimming pool is under construction. Meeting hours are 11:30 - 3:00 except the first Wednesday of each month when we eat out for lunch and meet afterward. (See Guild Directory for contact information if you are interested in joining in.)



BLOCK OF THE MONTH

by Jane Szabo and Toni Brodie



This month we have a fun block—"We're All Ears"—that offers lots of room for creativity, and an opportunity to contribute to Community Quilts. You will learn how to use a lightweight interfacing (provided) to give a nice finish to the appliqué shapes. This technique works especially well on large, simple shapes like this bunny pattern. You will provide a light colored background block 15 1/2" x 9 1/2" and scraps for the appliques that contrast nicely with it. You will also need a tiny bit of black for facial features, a tiny bit of fusible web and 3 strands of black embroidery floss for whiskers. Beyond that, your imagination does the rest. So here's the plan: each set of 9 blocks is enough for a small quilt. We will contribute the first set of 9 to a CommunityQuilt, draw a winner for a second set and so on. If 36 people contribute blocks, we will have 2 Community Quilts and 2 winners. Let's get started.

1. Trace pattern pieces A and B onto the interfacing. Cut out each shape leaving a 1/4" seam allowance. Sew on the marked line all around each piece. Carefully clip the seam allowances being careful not to clip into the stitching.

(HINT: Begin clipping by making a tiny "v" in the seam allowance. It will tell you where to stop clipping) (HINT: If you have sharp pinking shears, you can eliminate the clipping by cutting out each shape close to the stitching line with the shears)

2. Carefully insert the tip of sharp embroidery scissors into the interfacing layer only and snip a "+" as indicated on the pattern pieces. Turn each piece right side out, smoothing the outer edges as you go. (HINT: a chop stick or a Purple Thang will make this step easier) Press each piece and set aside.
3. If you decide to make straight ears, repeat step 2 for each ear. If you want "bent" ears, substitute a contrasting fabric for the interfacing as it will show when you fold the ears down. Make two ears stitching, clipping and turning each one.
4. Fold the block in half vertically to find the center line. Lay the bunny pieces on the block starting with the body (piece A), then the head (piece B), slightly overlapping the two as shown on pattern piece A. Next place the ears. Here's where the fun begins. Decide how your bunny ears will lie on the block. Play with it until you like how it looks. Be sure there are equal distances remaining at the top and bottom of the block.
5. Pin all four pieces in place and sew them to the block, using matching thread and a machine blanket stitch. You could also opt for one of your built in decorative stitches or a straight stitch right along the turned under edge. If your bunny has "bent" ears, turn them down before you stitch.
6. Fuse the tiny scrap of fusible web to the black fabric. Cut out 2 eyes and a nose and fuse them to the bunny's face. (See cover photo) Using a narrow zig-zag stitch set on zero length, stitch the center of each facial feature to the block using black thread.
7. With 3 strands of embroidery floss, and using the cover photo as a guide, give your bunny whiskers.
8. Now comes the creativity. You can make your bunny into a boy or a girl with a bow tie or a bow on the head. Add an apron or an Easter egg or two. Give your bunny a flower or several of them. How about some ruby lips or eyelashes? Place your bunny off center and have another one peeking out from behind. Whatever you want to do to give your bunny a personality is good.
9. Sign your name on the back. This is important information for the label when the quilt is finished.



Block of the month – pieced blocks were won by Janet Baldwin while Bev Ohngren won the applique hearts.

This pattern was published in McCall's Quilting magazine Jan./Feb. 2013



Mystery Quilt Along

by
Jennifer Reinhart



I'm excited to report 80 members are working on the Mystery Quilt Along! Sign ups to participate in the Mystery Quilt Along are now closed. On 2/15 I sent out an email to all QAL participants. It contained many housekeeping items. If you didn't get it please let me know. Pictured at left is what your project should look like after you complete your February instructions. Since we are beginning the process of assembling the quilt you do not need to bring your tops to any more guild meetings. The next time we see your Mystery Quilt at a general guild meeting will be in July at the reveal. However, you can still send me pictures and post to social media, but it's not necessary. Your Background/Border fabric has not yet been used. Do not cut and use it until



Rose Shaw (left) and Judy McCoy (right) won custom boxes from Jennifer Reinhart (center) in the Mystery Quilt Along drawing.

it specifically tells you in an upcoming Mystery Clue. Speaking of clues: have you been collecting them? They started appearing in the January instructions. If you solve the mystery, don't tell anyone. You'll have an advantage for surprises at the July general meeting! The Mystery "Twist" will be demonstrated at the April general meeting. You don't want to miss it!

RETREAT UPDATE

If you have ever attended one of the guild retreats then you probably know how much fun they are. Nan Scott has been a major part of organizing the retreat the last few years, but has decided to step down and just attend the retreat as a participant. We all want to give Nan a hearty "THANK YOU" for her hard work.

The retreat will go on and hopefully remain the wonderful experience (minus the cabbage salad) it has been since it started several years ago. We will begin signups sometime in the summer. Stay tuned and watch your newsletter for more info.

--Your New Retreat Committee: Ginger Dale, Rose Shaw, Georgia Sabourin, and Renee Dickerson



Pop up scrap bins were the "thank you" gifts for those who helped make the recent retreat so successful. Nan Scott, Ginger Dale, Rose Shaw and Georgia Sabourin are shown.

CHALLENGE QUILT 2016

Debi Koberstein (below, right), filling in for Jeannie Singler and Benita Goodheart, co-chairs of the challenge committee, happily offered hard-copy examples of head shapes, hair, features, etc., for those who joined and those who would like to sign up. This challenge is a 20" x 24" self-portrait, in fabric, as you look right now. The fabric to frame your self-portrait is provided to you by the committee.



A Thank You from the Retreat Committee

by Rose Shaw

To the Oregon Gardens 2016 retreat attendees, THANK YOU for your generous gift to me and the retreat committee. While we'll miss Nan, we are looking forward to carrying on under the leadership of Ginger. Thanks again for your thoughtfulness.

MEET OUR MEMBERS



JANET BALDWIN has been a member of OCQG since 2006. Janet, like many of us, took sewing in school in the 8th grade; sewing was not a constant in her home, but—kudos to her—she sewed well enough to be able to make her own prom dress!

Janet spent her youth and early married life in California near the Bay Area. She became a mom and had two sons, and in 1983 she began quilting. It started with a picture in a magazine—a stained glass quilt that she decided she wanted to make. This didn't turn out as planned but Janet wasn't deterred. She moved to a new community and joined the quilt guild in Santa Rosa. That guild was able to have well-known quilters make presentations, and Janet soaked up their techniques and knowledge. Always interested in learning, Janet took quilting classes as well as college classes in various subjects of interest to her. She became president of that guild for one year; it was out of her comfort zone, but she stuck with it and knows it was good for her.

In 1992 Janet and her husband, Jack, moved from the hectic California scene to the more placid Oregon Coast. They live in a manufactured home, and they removed a wall between two bedrooms to give Janet an extra large sewing studio—three sewing machines up and available at all times. She organizes her stash by color with a few categories separate, such as batiks. Her preferred techniques are appliqué and hand quilting because they are portable. She needs that as a member of Bayshore friendship group and another smaller weekly bunch of quilters. An active and contributing Guild member, Janet has been the chair of the Quilt Show Vendor Committee for several years now.

She is doing the two blocks of the month and the mystery quilt project and just began working part-time at Quilter's Cove. She has also taught quilting both in a class setting and individually. When it comes to quilting programs, magazines or classes, Janet's interest is learning technique, not so much the product you might produce at the end of one of these experiences. In her private life, Janet has grandchildren, greats, two rescue dogs and four cats. She loves gardening, reading and, yes, dark chocolate!

MEMBERSHIP UPDATE

We have begun a new year in the Oregon Coastal Quilters Guild and we are still growing. At the beginning of last year we had 197 members and at the end of the year had 219. Every year during membership renewal time we lose some members and throughout the year gain more. We began this year with 205 and have already added 2 more. We could easily see 225 members by the end of the year. The Board will be discussing meeting venue and other options to accommodate our growth. If you have ideas or suggestions, please let a board member know or come to the board meeting held at the Carriage House every third Thursday at 10:00.

New membership directories were distributed at the February meeting and some were mailed to those that paid for that service. So that the membership committee does not spend six months of the year trying to distribute the books, we are requesting that members either make arrangements or pick up their book no later than the April meeting, our first night meeting of the year. Any books remaining after the April meeting will be returned to the pool for distribution to new members.

If you lose your directory or would like a second copy for convenience, they may be purchased for \$4 at the membership table for a limited time.

WINNERS!

BELOW: SABLE drawing winners shared the blue & yellow stash (LEFT TO RIGHT): Lisa Hall, Beverly Hergenrader, and Betty Wilson.



ABOVE: Cindy McEntee won Ginger scissors as the Quilters Surprise winner.



ABOVE: Polly Ostling won a Nancy Zieman measure tool as the Nifty Notions prize.

SHOW AND SHARE



Karen Donobedian incorporated over seven different styles of quilting in her new jacket – from prairie points across the back yoke to cathedral windows down the left sleeve.



Toni Brodie used purple velvet Crown Royal bags found at a yard sale to highlight this quilt for her husband. She had enough bags to make two quilts -- her son claimed the first.



LEFT: This black and tan beauty by Maureen Gallant had just been quilted by Lisa Taylor.



ABOVE: Sonny Hamner's multi-patch Quilt of Valor was a collaboration between Pheobe Hein and Wilma Roles.



The Bayshore Babes, working in coordination with Community Quilts, staged a "quilt-in" to produce baby quilts in support of the Baby Box project. When all of the tops are quilted, there will be nearly enough for a year of gift boxes for new babies born in our local hospital.



ABOVE: Nancy Terhaar added the appliqué border to the pinwheels pattern by Fig Tree Quilts.



ABOVE: Paulette Stenberg completed the three quilts for nieces and nephew.

MORE SHOW AND SHARE



Sonny Hamner completed two versions of the "Stars of Valor" quilt from the blocks pieced by OCQG members last year.



Judy McCoy's "Prelude To a Dance" quilt features a panel from a famous Japanese painting, a copy of which has been hanging in Judy's home for years.

New Quilt Guild Formed in Redmond



Sarah Spady, who was a member of our guild since 2008 before she moved to eastern Oregon a few years ago, has remained busy and active in the quilting world. In October she and several other quilters in the Redmond area had a planning meeting to organize The High Desert Quilt Guild of Greater Redmond.

The first membership meeting was held in January and by February fifty-one members had joined. In March they will install officers. They meet



the first Thursday of each month at 9:30 AM in a nice facility located at 549 SW 8th Street, Building B. Contact phone number is 281-687-1144 and email is highdesertquiltguild@gmail.com.

If you happen to be in the Redmond area on the first Thursday of the month, drop in and say "hi" and give Sarah a big hug for all of us.

Minutes of the February 11, 2016 OCQG General Membership Meeting

The meeting was called to order by President Cindy McEntee at 1:00 p.m.

ANNOUNCEMENTS

Cindy was enthusiastic about OCQG's annual retreat, the 2016 retreat just having taken place at the Oregon Gardens at the end of January. You get to meet a lot of members you might not yet know, and you get a lot done. On behalf of the attendees of this year's retreat, the following were presented with a gift for all their efforts in organizing and working to provide members this wonderful retreat: Nan Scott; Ginger Dale; Rose Shaw; and Georgia Sabourin. They each received a hand-made fabric collapsible container.

Cindy asked members to look at the bottom of the meeting agenda to find upcoming events, and reminded them to pick up their new membership directories.

Cindy acknowledged a number of "thank-you" letters recently received: from Mary Gilliland for the sewing machine, Sew-Ezi table, notions, and fabric after the loss of her home; from Avamere Rehabilitation of Newport for donations of quilts and bags; and from North Lincoln County Museum for quilts that our members provide which the museum displays, and our donation of \$200 to the museum's operating fund.

COMMITTEE REPORTS

Membership—Gayle Vaughn reported 84 members in attendance, with one new member and six guests.

OCQG Mystery Quilt Along—Jennifer Reinhart told participants they will be starting to put together their Mystery Quilts this month. DO NOT CUT your three yards of background fabric you have in reserve! This month is the second month in which the instructions hold a clue to the mystery. Winners who brought in their last month's block were Rose Shaw and Judy McCoy.

2016 Challenge—Debi Koberstein filled in for Jeannie Singler and Benita Goodheart, co-chairs of the challenge committee.

Debi offered hard-copy examples of head shapes, hair, features, etc., for those who joined and those who would like to sign up.

This challenge is a 20" x 24" self-portrait, in fabric, as you look right now. The fabric to frame your self-portrait is provided to you by the committee.

2016 Quilt Show—Pat Laub reported tickets were now available for the 2016 raffle quilt. Jan Hoffman and Janet Sylvester have 10,000 tickets for distribution. At the meeting, tickets were being checked out to members in lots of 18. Pat said we've received the city permit to hold the show, and we have the rack cards. Ruth Hutmacher talked about the Treasure Hunt activity during the show and how hard it is to find something for a child. She also needs people to sit at the Treasure Hunt table. Each month another quilt show committee activity will be highlighted.

Quilt Show Ribbons—Paulette Stenberg reminded members to purchase a \$10 ribbon, which you can award yourself to a quilt that fits the bill. YOU decide what you want to see in a quilt hanging at the show. Paulette said she and Karen Donobedian award a ribbon each year entitled "Ooh-la-la!" You will award your ribbon after lunch on the day the quilt show is hung.

Programs/Workshops—February Workshop—Pineapple quilt (not paper pieced); March—Quilted bags, several sizes; April—Fresh Flowers: Appliqueing with Wool. There is now a display board with all the workshops planned for the year so you can look ahead and get a workshop on your calendar.

PROGRAM

The program this month was the Silent Auction. Those who wanted to sell were given the opportunity to give a little advertisement. Members were given extra time right before the break to bid or "buy it now."

DRAWINGS AND PRIZES

Quilter's Surprise/Nifty Notions—Winner of the Quilter's Surprise was Polly Ostling; Nifty Notions, Cindy McEntee.

Debbie Mosley welcomes members' ideas for these surprisingly nifty prizes that are raffled each month.

SABLE—Winners of the blue and yellow fat quarters were Betty Wilson, Bev Hergenrader, and Lisa Hall. Next month's theme for FQ's is batiks.

Block of the Month—Bev Ohngren won this month's lovely machine-appliquéd heart BOMs, 23 or 24 of them; Janet Baldwin won the 70 pieced blocks. Next month the appliqué BOM will be a bird done with running stitch appliqué, and a pieced Irish Chain block. Don't forget to sign up for the April BOMs, as a community quilt will be made with some of them.

SHOW AND SHARE

Quilts of Valor—*Sonny Hamner* showed three: one donated by Phoebe Hein; one made from blocks made by guild members; and one made for an Air Force serviceman. Sonny thanked the guild members for all their help. *The Bay Shore Quilters* took up the challenge to make baby quilts which will be given to all new mothers who have babies at the Newport hospital. Altogether, the Bay Shore Babes donated 28 quilts. Paulette Stenberg challenged the rest of the guild to make a new baby and mom happy—whip up a baby quilt! New member Sherry Lowery is coordinating the "Dr. Ken Stevens Memorial Box" for the Newport Hospital, which will contain an assortment of needed baby items. Sherry asks for baby quilts, baby afghans, etc., and these can be dropped off at Ruth's Family Fabrics, or call Sherry at 541-270-0345. You'll find her in the new OCQG Directory.

Judy McCoy showed a quilt centered around a fabric panel depicting a Japanese dancer similar to a painting she received from a friend in Japan. *Nancy Terhaar* showed her "Prairie Sweets" quilt, the center made from a pattern she won at the first retreat she attended. *Karen Donobedian* modeled her quilted jacket. She learned to fit it perfectly to herself at Becky Mershon's recent workshop. *Paulette Stenberg* showed three quilts she made for three nephews. *Maureen Gallant* showed a black and tan beauty, just back from Lisa Taylor's quilting studio. *Toni Brodie* showed a lap quilt she made for her husband, utilizing Crown Royal bags.

The meeting adjourned at 2:40 p.m.

--Respectfully submitted by Nancy Terhaar, Secretary, OCQG

Minutes of the February 18, 2016 OCQG Executive Board Meeting

CALL TO ORDER

President Cindy McEntee called the meeting to order at 10:01 a.m. A quorum was present.

A motion was made and seconded to accept the January minutes. A vote was taken and the minutes accepted.

Treasurer's Report. Last month Board members had several questions regarding the budget sheet. Treasurer Pat Laub reported that the problems identified last month were resolved. Also, there was a difference in Retreat accounting, but working with the committee chair, that was resolved also. Pat also said she would get the original invoice for printing of the directories which Nan Scott had picked up.

OLD BUSINESS

2017 Raffle Quilt—Jean Amundson was happy to report that most of the pieced blocks have been returned, and the appliqué is coming along nicely.

NEW BUSINESS

Audit Committee Report—Fran Whited reported that Sheila Stevens volunteered to co-chair the Audit Committee, and together they performed an audit of OCQG's 2015 books, finding the guild's financial records to be accurate and neat. Discussion took place regarding deposits made with credit cards, now that we use the Square. Next year, we will be able to have more detail with the transactions. Also, efforts are underway to give members up-to-date information on how to get reimbursement for batting when donating a quilt to Community Quilts. Twy Hoch suggested we make members aware of this at the first guild meeting (Dec) for the year. Jean Amundson made the motion, Ginger Dale seconded, a vote was taken, and the audit was accepted.

Judy Niemeyer Mini Retreats—President Cindy McEntee is exploring the possibility of the guild offering two Judy Niemeyer mini retreats with Jan and Lou of JanniLou Creations of Philomath, OR. Tentative dates are May 6, 7, & 8, and November 2, 3, and 4. She has looked into having them at the Yaquina Yacht Club. This year, the retreats will be offered through the Programs/Workshops Committee, and they will have to be self-supporting, i.e., not subsidized by the guild. Workshops would be in charge of taking sign-ups and payment. Examples of Judy Niemeyer quilts will be shown at the next meeting to garner interest in the workshop for May.

Baby Boxes—The Bay Shore Quilters made nearly 30 baby quilts last month and donated them to the Dr. Ken Stevens Memorial Baby Box project. It was noted that it's great to be able to contribute the baby quilts, but the other "new baby must haves" that come in the Baby Box cost money. Mothers' Day will be here soon, and it was suggested the guild participate in a fund-raiser for those items. Paulette Stenberg will check with Sherry Lowery to coordinate an article in the newsletter. A motion was made, seconded, and members voted to accept.

2018 Raffle Quilt—Nancy Terhaar showed a quilt and a quilt top (same pattern) as a possible design to be selected for the 2018 Raffle Quilt. The pattern is called "Mistletoe and Holly," and the quilt and quilt top were both made by member Deborah Cagle. October is when we solicit ideas for the next year's raffle quilt, and members vote for the design they like best in November.

COMMITTEE REPORTS

Documentation—Velma Freudenthal reported a full schedule of documenting quilts this Saturday, February 20.

BOM—Jane Szabo had 4 extra packets for this month's pieced block. She said there could be so many blocks turned back in that we could have three drawings! April will be the month when some blocks will be kept by the BOM committee to be made into a community quilt: All the April pieced blocks will be made into community quilts. For the appliqué bunny blocks, the first nine blocks will be donated for community quilts, then a drawing for the next nine, and back and forth.

Finishing School—Next week, Thursday, February 25, 10:00 a.m. to 4:00 p.m., at the Carriage House.

Membership—Nan Scott reported 206 members, nine up from the start of last year. Nan had a number of directories that had not yet been picked up. She read names, and various board members offered to deliver them. If directories are not picked up by April, they will be put into "the pool" for new members joining throughout the year, extras for some members who would like another one for \$4.00.

Newsletter—Get your newsletter information to Judy McCoy by the Sunday following the Executive Board meeting.

Publicity—Jean Amundson will advertise the March meeting program.

Program/Workshops—Ginger Dale said workshops are moving along: the March 11 workshop on quilted bags; April 11-12, wool appliqué flowers. The March meeting program will be Tim from Rich's presenting invaluable information on sewing machine maintenance.

Quilt Show—Rose Shaw proposed the expenditure of \$300 for mounting the guild's big quilt show sign, making it useful. Phoebe Hein made the motion; Ginger Dale seconded; members voted to accept. Debbie Mosley was not in attendance, but she asked that a program be explained:

Northwest Threads of Life is coordinating a quilt and asking for donations of a block that you make in honor of an organ donor you may know. The resulting quilt will hang as a special display at our quilt show, then at Samaritan. This will not be a raffle quilt. A scrapbook will go with it.

2016 Raffle Quilt—Ticket sales have been going very well while the quilt has been hanging at Quilters Cottage. Next, it goes to Quilters Cove.

Retreat—Committee members for next year's retreat are: Ginger Dale, Rose Shaw, Georgia Sabourin, and Renee Vickerson.

SABLE—Julia Bailey reported SABLE is doing well. There is so much participation that there is generally 1 1/2 to 3 yards each for three winners.


MISCELLANEOUS

Lost bag of jewelry—Denise DeMarie had placed a Chico's bag that contained some pieces of jewelry under her seat at the General Membership meeting. It went missing—was it picked up by mistake?

The meeting adjourned at 11:43 a.m.

--Respectfully submitted by Nancy Terhaar, Secretary, OCQG

OUR COOKIE ANGEL



We were finally able to grab a photo of Marge Hoyt, who has been providing Guild meeting attendees with delicious cookies. Unfortunately, her other half, Don—who is the fabulous cookie baker in the family—flew away before we could catch him. Our

thanks to Marge and Don (who bring the cookies all the way from Florence) for the delicious cookies. She provided us with a recipe, at right.

MONSTER COOKIES

6 eggs	1/2 lb. peanut butter
1 lb. brown sugar (any style)	
1½ tsp vanilla.	9 cups oatmeal
2 cups sugar	½ lb. chocolate chips
4 tsp baking soda.	½ lb. M&Ms
½ lb. butter	½ cup chopped nuts

Combine eggs, sugars, vanilla, butter (softened), peanut butter. Add all dry ingredients. Mix well. Scoop to form balls of dough, then gently flatten on cookie sheet (can leave unflattened).

Bake at 350 degrees for 10-12 minutes. To make gluten free, use gluten free oatmeal. Can add raisins, craisins, and whatever, if desired. This recipe makes 8 dozen. You can cut the recipe in half for 4 dozen. Enjoy!!!

PLEASE SUPPORT THESE BUSINESSES!

Fabric • Patterns • Notions • Hot Ribbon

QUILTER'S COVE

www.quilterscove.net
27 N Coast Hwy • Newport OR 97365
Holly Nevins
(541) 265-2591 • 866-43QUILT(7-8458)
quilterscove@gmail.com

Bolts to Blocks

• FABRIC ARTS •

133 Broadalbin SW
Albany, OR 97321
(541) 704-0386
boltstoblocks.com

Barb Schoonover
boltstoblocks@gmail.com

Lisa J. Taylor
Quilting and Fiber Arts

Quilter in the Glen

PO Box 686
Waldport, OR 97394

ljtquilts@gmail.com 541-563-7299
<http://sites.google.com/site/glenquilts> cell 541-272-1008

QUILTERS COTTAGE

1610 N. Coast Hwy, Newport, Oregon 97365
Sea Towne Shopping Center in North Newport
www.QuiltersCottageOR.com
541-265-4248
Tuesday ~ Saturday: 10AM - 6PM
Sunday & Monday: 11AM - 4PM

Jane's Fabric Patch

est. 1981 110 Main Ave
Tillamook, OR 97141
Fabrics • Patterns • Books • Notions
Counted Cross Stitch • DMC Floss

Friendly, knowledgeable service where quality comes first.

JANE WISE, Owner

503-842-9392

fabric@pacifier.com • www.janesfabricpatch.com • Fax 503-842-3258

Family Fabrics


Ruth Stole

Coyote Creek Fabrics

Judy Anderson

P O Box 257
180 NW Highway 101
Waldport, OR 97394
Phone 541-563-3064
ruth@familyfabrics.com coyotecreekfabrics@gmail.com
www.etsy.com/shop/coyotecreekfabrics

FEBRUARY'S SILENT AUCTION



FAT QUARTER NEWS
Oregon Coastal Quilters Guild
PO Box 382
South Beach, OR 97366